

The Arctic

What is the land with the sun at midnight? It is the Arctic. This is a beautiful place. It is mostly water. There is one day when the sun never comes up. It is dark for twenty-four hours. Can you imagine it being dark for twenty-four hours? The Arctic has special lights called Aurora lights. You can see them at night very well. Some people call them the Northern lights. They are very beautiful.


The Arctic is filled with ice and snow. It gets very cold there. The Arctic does not have many plants. There is moss there. There are some animals there. There are swans and other birds. There are also polar bears there. Walruses or seals live in the Arctic too. Polar bears love to eat baby seals and walruses. They love to eat fish too, like salmon. There is also a fish called cod. Foxes also live in the Arctic. Caribou are also much like reindeer. Caribou do not stay in the Arctic the entire year. They migrate very, very far.

There are some animals that stay in the Arctic all year. They change during the winter and spring months. Many of those animals change their colors. Many of the Arctic animals change to brown during the spring. Some will turn white in the winter. The change in colors helps protect animals from their enemies.

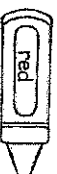
There are some animals that live in the water such as whales. They sometimes swim together to catch fish. Whales also migrate like caribou. Whales eat in the summer and do not eat again until the spring.

Walruses sleep and rest on the land in the water and on the ice. Sometimes they sleep on the island. They love to eat fish and oysters. Walruses have very thick skin to keep them warm in the freezing water. Walruses are very big. Some adult walruses weigh up to two thousand pounds. That is super heavy. They have special large teeth called tusks. Their tusks help them in the water. Tusks help them to protect themselves from polar bears.

Polar bears that also live in the Arctic have thick fur and blubber to keep them warm. Their huge paws with claws help them to walk on the ice.



© 2008, 2009 Fourth Step by and Heather McKenzie



What are some animals that live in the Arctic?



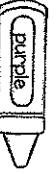
What time of day does the sun shine in the Arctic?



How heavy can adult walruses be?



What keeps polar bears warm?



What color do some animals' coats turn during the winter?

The Arctic

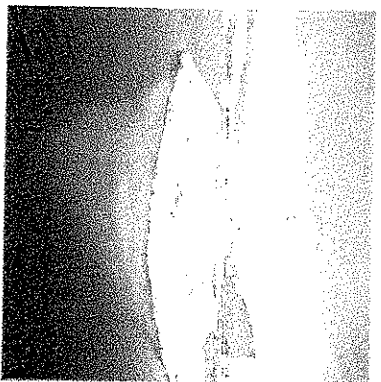
1 - Why do you think the Arctic doesn't have many plants?

2 - Why do you think the author wrote this passage?

3 - What is the main idea of the text?

4 - What are some of the uses of the walrus's tusks ?

5 - Do you think you'd like to be an animal in the Arctic? Why?



© 2008, 2009 Farnon, Shipley and Heather McKenzie

Fact Recall Times Table, Mixed Set B

Name: _____ Date: _____

1.
$$\begin{array}{r} 2 \\ \times 5 \\ \hline \end{array}$$

2.
$$\begin{array}{r} 5 \\ \times 9 \\ \hline \end{array}$$

3.
$$\begin{array}{r} 3 \\ \times 7 \\ \hline \end{array}$$

4.
$$\begin{array}{r} 7 \\ \times 2 \\ \hline \end{array}$$

5.
$$\begin{array}{r} 1 \\ \times 9 \\ \hline \end{array}$$

6.
$$\begin{array}{r} 9 \\ \times 5 \\ \hline \end{array}$$

7.
$$\begin{array}{r} 1 \\ \times 5 \\ \hline \end{array}$$

8.
$$\begin{array}{r} 6 \\ \times 10 \\ \hline \end{array}$$

9.
$$\begin{array}{r} 8 \\ \times 8 \\ \hline \end{array}$$

10.
$$\begin{array}{r} 5 \\ \times 8 \\ \hline \end{array}$$

11.
$$\begin{array}{r} 1 \\ \times 1 \\ \hline \end{array}$$

12.
$$\begin{array}{r} 8 \\ \times 3 \\ \hline \end{array}$$

13.
$$\begin{array}{r} 3 \\ \times 4 \\ \hline \end{array}$$

14.
$$\begin{array}{r} 9 \\ \times 2 \\ \hline \end{array}$$

15.
$$\begin{array}{r} 10 \\ \times 4 \\ \hline \end{array}$$

16.
$$\begin{array}{r} 7 \\ \times 7 \\ \hline \end{array}$$

17.
$$\begin{array}{r} 5 \\ \times 10 \\ \hline \end{array}$$

18.
$$\begin{array}{r} 4 \\ \times 9 \\ \hline \end{array}$$

19.
$$\begin{array}{r} 10 \\ \times 2 \\ \hline \end{array}$$

20.
$$\begin{array}{r} 2 \\ \times 10 \\ \hline \end{array}$$

21.
$$\begin{array}{r} 3 \\ \times 8 \\ \hline \end{array}$$

22.
$$\begin{array}{r} 4 \\ \times 4 \\ \hline \end{array}$$

23.
$$\begin{array}{r} 10 \\ \times 6 \\ \hline \end{array}$$

24.
$$\begin{array}{r} 8 \\ \times 9 \\ \hline \end{array}$$

25.
$$\begin{array}{r} 6 \\ \times 1 \\ \hline \end{array}$$

Fact Recall - 10 Times Table, Set B

Name: _____ Date: _____

1.
$$\begin{array}{r} 10 \\ \times 5 \\ \hline \square \end{array}$$

2.
$$\begin{array}{r} 4 \\ \times 10 \\ \hline \square \end{array}$$

3.
$$\begin{array}{r} 10 \\ \times 7 \\ \hline \square \end{array}$$

4.
$$\begin{array}{r} 3 \\ \times 10 \\ \hline \square \end{array}$$

5.
$$\begin{array}{r} 10 \\ \times 9 \\ \hline \square \end{array}$$

6.
$$\begin{array}{r} 10 \\ \times 2 \\ \hline \square \end{array}$$

7.
$$\begin{array}{r} 8 \\ \times 10 \\ \hline \square \end{array}$$

8.
$$\begin{array}{r} 10 \\ \times 10 \\ \hline \square \end{array}$$

9.
$$\begin{array}{r} 10 \\ \times 6 \\ \hline \square \end{array}$$

10.
$$\begin{array}{r} 1 \\ \times 10 \\ \hline \square \end{array}$$

11.
$$\begin{array}{r} 4 \\ \times 10 \\ \hline \square \end{array}$$

12.
$$\begin{array}{r} 10 \\ \times 7 \\ \hline \square \end{array}$$

13.
$$\begin{array}{r} 6 \\ \times 10 \\ \hline \square \end{array}$$

14.
$$\begin{array}{r} 10 \\ \times 9 \\ \hline \square \end{array}$$

15.
$$\begin{array}{r} 3 \\ \times 10 \\ \hline \square \end{array}$$

16.
$$\begin{array}{r} 7 \\ \times 10 \\ \hline \square \end{array}$$

17.
$$\begin{array}{r} 10 \\ \times 8 \\ \hline \square \end{array}$$

18.
$$\begin{array}{r} 3 \\ \times 10 \\ \hline \square \end{array}$$

19.
$$\begin{array}{r} 9 \\ \times 10 \\ \hline \square \end{array}$$

20.
$$\begin{array}{r} 10 \\ \times 10 \\ \hline \square \end{array}$$

21.
$$\begin{array}{r} 10 \\ \times 1 \\ \hline \square \end{array}$$

22.
$$\begin{array}{r} 6 \\ \times 10 \\ \hline \square \end{array}$$

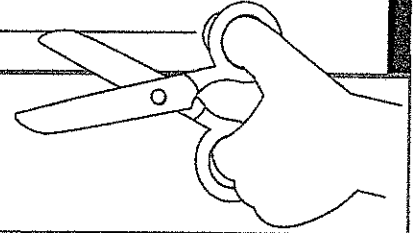
23.
$$\begin{array}{r} 10 \\ \times 5 \\ \hline \square \end{array}$$

24.
$$\begin{array}{r} 4 \\ \times 10 \\ \hline \square \end{array}$$

25.
$$\begin{array}{r} 10 \\ \times 2 \\ \hline \square \end{array}$$

Name: _____

Text Features



Cut out the text features at the bottom and glue them to the correct description.

	page in the back of the text that tells what page to find a specific topic
	a list at the beginning of the story that shows chapters and page numbers
	print that is made thicker than the other print so it will stand out, usually vocabulary
	a picture or photograph that focuses on a specific point on that page
	a list of vocabulary words from the text in ABC order with the definition
	words below or beside an image to describe what is happening in the image
	a mini-title above a paragraph telling what the following paragraph will be about
	name of the story


©Jessica Tobin, Elementary Nest

title	heading	caption	image
table of contents	index	bold print	glossary

Name: _____

Thunderstorms

During a thunderstorm is a dangerous time to be outside. In a thunderstorm, there are many different types of weather. Some of these are rain, wind, hail, thunder, and lightning. Lightning is the electricity that appears to be a long white or yellow rod that touches the earth. Thunder is the noise that rumbles or cracks during a thunderstorm. Thunderstorms happen most often in the spring because the weather is changing.



1. Why is a thunderstorm dangerous?


2. When do most thunderstorms happen?

3. What is lightning?

4. What types of weather occur during a thunderstorm?

Name: _____

Thunderstorms



What is the passage about?

Write one fact you learned about thunderstorms.

Write a second fact you learned about thunderstorms.



Think about a recent assembly or field trip. Write an article about this event for the school newspaper.

Remember to:

- include important details and facts about the assembly or field trip
- tell who was involved in the event, why it was planned, and what happened

Write notes here

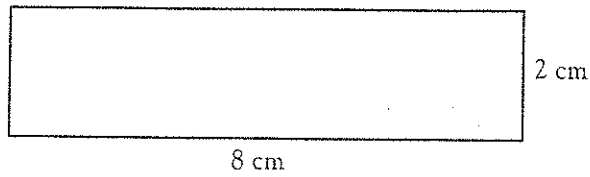
Main idea or topic:

Detail:	Detail:	Detail:



Perimeter

Write the perimeter of this shape in the answer box.



$$\begin{array}{r} 8 \text{ cm} \\ 2 \text{ cm} \\ 8 \text{ cm} \\ + 2 \text{ cm} \\ \hline 20 \text{ cm} \end{array}$$

Write the perimeter of each shape in the answer box.

