

# Adding and Subtracting Using a Number Line

Name: \_\_\_\_\_

Directions: Use the number line to solve the equations. Use the code to color the picture.

16 = orange

18 = purple

20 = blue

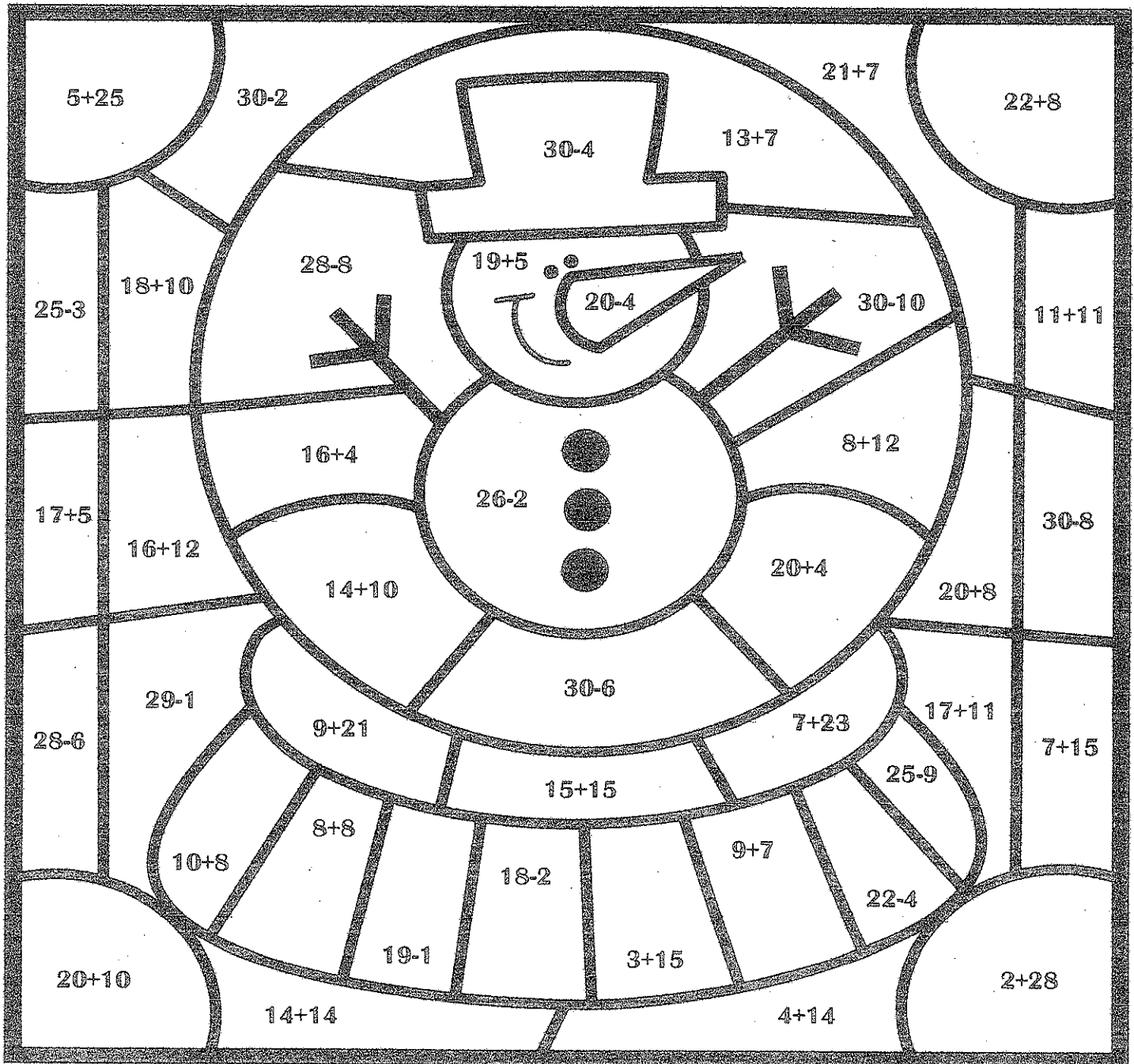
22 = green

24 = white

26 = black

28 = yellow

30 = pink




Name: \_\_\_\_\_

Directions: Unscramble the words below.  
Write them correctly on the line.

## Word Bank

can have like little look said see you




oyu

---

---

---




acn

---

---

---




veha

---

---

---




ikle

---

---

---




tiltle

---

---

---




ees

---

---

---




sdai

---

---

---



kloo


---

---

---

Name: \_\_\_\_\_

Directions: Say the name of each picture. Write the CVC word on the line.



# Short Vowel

# Snowflakes

\_\_\_\_\_

\_\_\_\_\_

\_\_\_\_\_

\_\_\_\_\_

\_\_\_\_\_

\_\_\_\_\_

\_\_\_\_\_

\_\_\_\_\_

\_\_\_\_\_

\_\_\_\_\_

\_\_\_\_\_

\_\_\_\_\_

\_\_\_\_\_

\_\_\_\_\_

\_\_\_\_\_

\_\_\_\_\_

\_\_\_\_\_

\_\_\_\_\_

\_\_\_\_\_

\_\_\_\_\_

\_\_\_\_\_

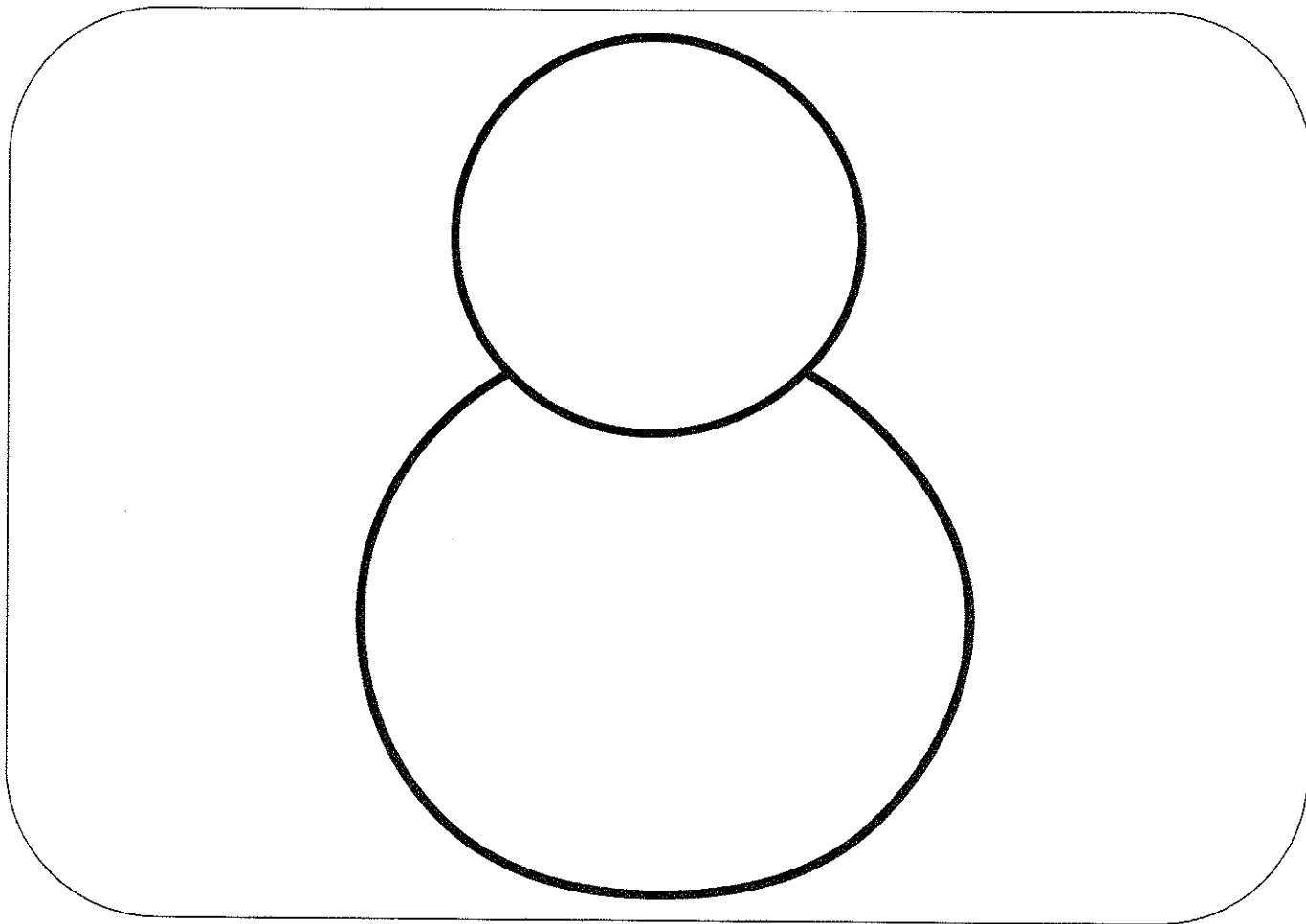
\_\_\_\_\_

\_\_\_\_\_

\_\_\_\_\_

Name: \_\_\_\_\_

Directions: Finish the snowman, then use the lines below to write about your snowman.



Four sets of horizontal writing lines, each consisting of a solid top line, a dashed middle line, and a solid bottom line.